Data sheet | Item number: 207-1333 NEW

Gelbox; for cables; Branch; with gel; 221, 2273 Series; without splicing connectors; Type 3; gray

www.wago.com/207-1333

Picture differs from the item.

RoHS Compliant ✓ BOMcheck.net Color:



Item description

Please note the system description for the splicing connectors that can be used.

The Benefits for You:

- Easy, fast and safe to use
- Can be used immediately and accessed again later
- Silicon-free
- Label-free
- Suitable for indefinite storage
- The complete system consisting of Gelboxes and WAGO connectors has been VDE-tested and IPX8-certified.

Subject to changes. Please also observe the further product documentation!

WAGO Kontakttechnik GmbH & Co. KG
Hansastr. 27
32423 Minden
Phone: +49571 887-0 | Fax: +49571 887-169
Email: info.de@wago.com | Web: www.wago.com

Do you have any questions about our products?
We are always happy to take your call at +49 (571) 887-44222.

Data

Connection data

Actuation type	Verrastung

Physical data

Width	33.6 mm / 1.323 inch
Height	17.8 mm / 0.701 inch
Depth	52.7 mm / 2.075 inch

Mechanical data

Mounting type	Fliegende Verbindung
Protection type	IPx8 (2m/2h) gemäß 60529

Material Data

Color	gray
Housing material	Polypropylen
Weight	21 g

Environmental Requirements

Surrounding air temperature (operation)	-55 … 85 °C
Surrounding air temperature (storage)	0 … 40 °C

Commercial data

Packaging type	BOX
Country of origin	IT
GTIN	4055143997805
Customs tariff number	85389099990

Approvals / Certificates

Country specific Approvals

Logo	Approval	Additional Approval Text	Certificate name
	VDE VDE Prüf- und Zertifizierungsinstitut	EN 60998	400051938

Subject to changes. Please also observe the further product documentation!

WAGO Kontakttechnik GmbH & Co. KG
Hansastr. 27
32423 Minden
Phone: +49571 887-0 | Fax: +49571 887-169
Email: info.de@wago.com | Web: www.wago.com

Do you have any questions about our products?
We are always happy to take your call at +49 (571) 887-44222.

Counterpart

Downloads

Documentation

Additional Information

Technical explanations	Apr 3, 2019	pdf 2.1 MB	Download

System Description

System Description 207 Series Gel boxes	Jul 31, 2020	pdf 1.1 MB	Download

Installation Notes

Installation

Gelbox öffnen.



Verdrahtete Klemme in die Gelbox einlegen.



Verdrahtete Klemme in die Gelbox einlegen.

Subject to changes. Please also observe the further product documentation!

WAGO Kontakttechnik GmbH & Co. KG
Hansastr. 27
32423 Minden
Phone: +49571 887-0 | Fax: +49571 887-169
Email: info.de@wago.com | Web: www.wago.com

Do you have any questions about our products?
We are always happy to take your call at +49 (571) 887-44222.



Gelbox schließen.



Verrastung sicher verschließen.



Wiederzugänglich:

- Gelbox öffnen
- Gel entfernen
- Umverdrahten mit neuen Komponenten

Subject to changes. Please also observe the further product documentation!

WAGO Kontakttechnik GmbH & Co. KG
Hansastr. 27
32423 Minden
Phone: +49571 887-0 | Fax: +49571 887-169
Email: info.de@wago.com | Web: www.wago.com

Do you have any questions about our products?
We are always happy to take your call at +49 (571) 887-44222.